

Campus Climate Survey

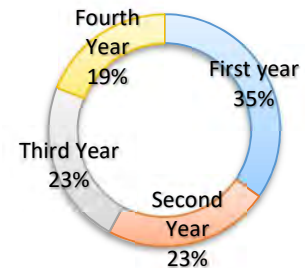
The 2019 Campus Climate Survey was modeled after the [2015 AA&U Campus Climate Survey on Sexual Assault and Sexual Misconduct](#). On April 2, 2019, the survey was distributed to 2,912 undergraduate students and 1,211 graduate students. Nine reminder e-mails were sent to non-completers over the course of a month, yielding 403 respondents (9.8% response rate). All questions were optional.

In accordance with NYS 129-B Enough is Enough Law, the survey collected information related to the following areas:

- Resources: availability of on and off campus
- Perceptions of risk
- Prevalence of prohibited conduct (Harassment, stalking, dating violence, domestic violence, assault)
 - Resource-seeking as a result of the experience
 - Satisfaction with the College’s response to reports and adjudication
- Prevention Education
- Bystander behavior and attitudes
- Demographic and background information

Survey Respondents (Demographics)

Enrollment	%	Count
Undergraduate Student	61%	241
Undergraduate Pharmacy Student	2.5%	10
Undergraduate Nursing Student	18.2%	72
Graduate Student: Master’s Level	9.6%	38
Graduate Student: Pharm.D., D.N.P., Ed.D.	8.6%	34



Gender Identity	
Gender-queer or gender-fluid	1%
Non-binary or agender	0.4%
Female	77%
Transgender	0%
Questioning	0%
Male	20.4%
Not Listed/Represented	0.7%

Sexual Orientation	
Asexual	2.5%
Bisexual	8%
Heterosexual or Straight	83%
Gay or Lesbian	2.5%
Questioning	1.4%
Not Listed	1%

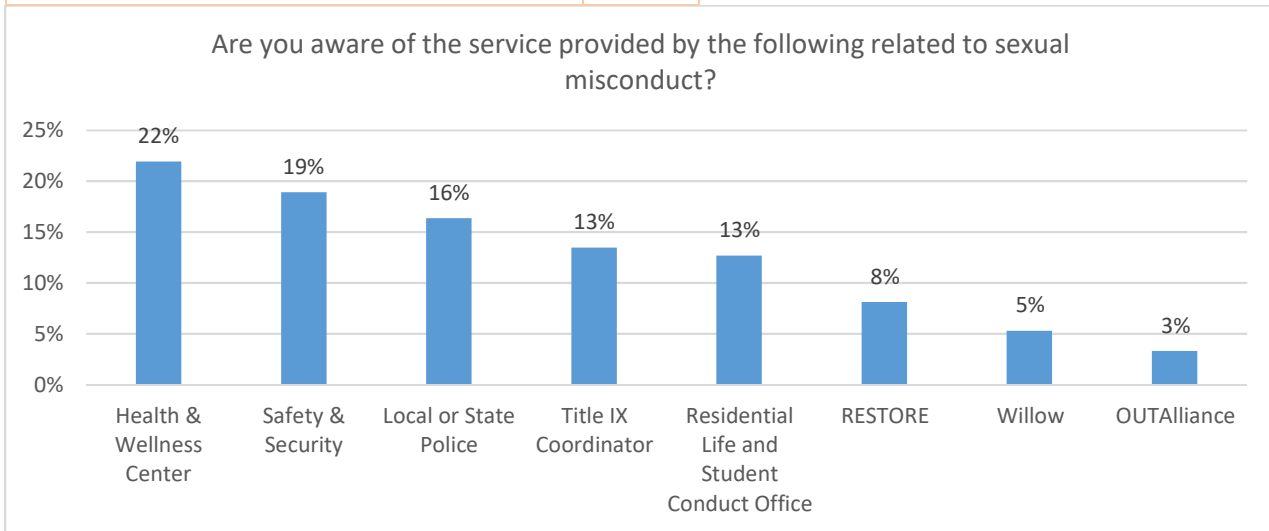


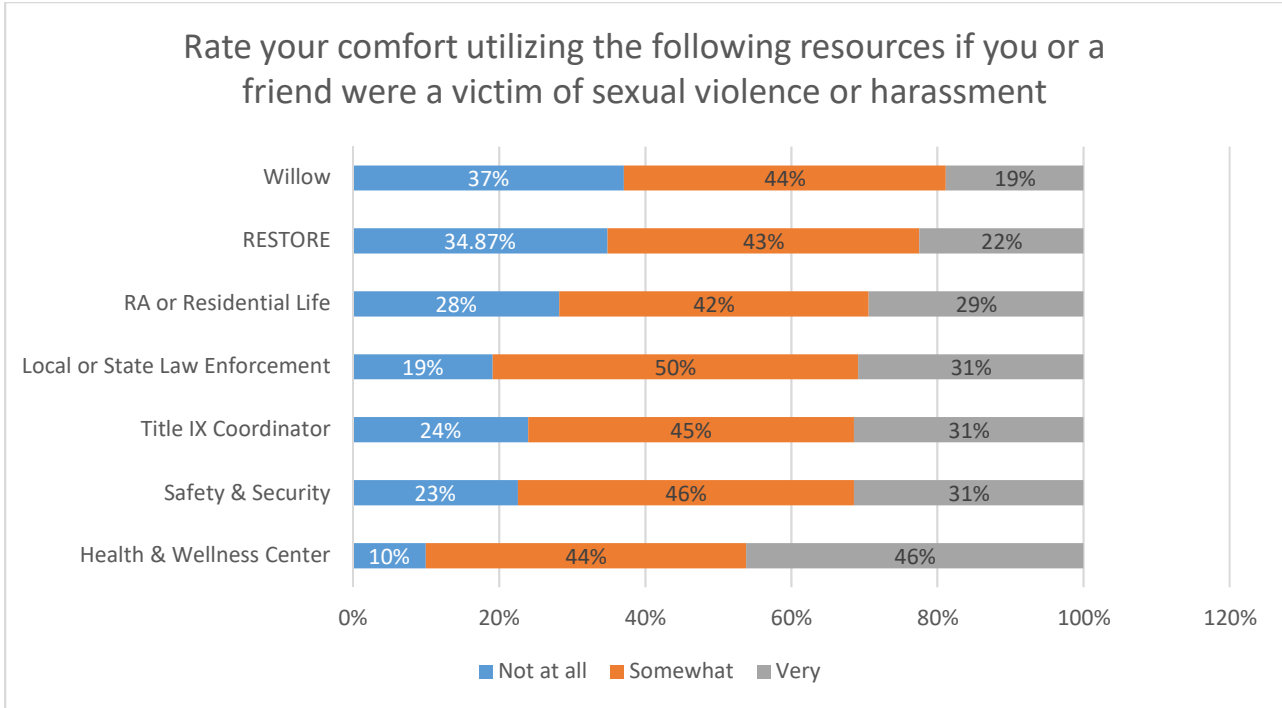
Race/Ethnicity	
Non-Hispanic White or Euro-American	80.5%
Asian-American	5%
South Asian or Indian American	5%
Hispanic or Latinx American	3.5%
African American	2%
Not Listed	1.2%
Middle Eastern or Arab American	1%
Black American	0.7%
International Student	0.7%
Afro-Caribbean	0.4%
American Indian or Alaska Native	0%
Native Hawaiian or Pacific Islander	0%

56% live on-campus
13.2% live off-campus with peers
22.7% live off-campus with family
7.7% live off-campus by themselves

Resources

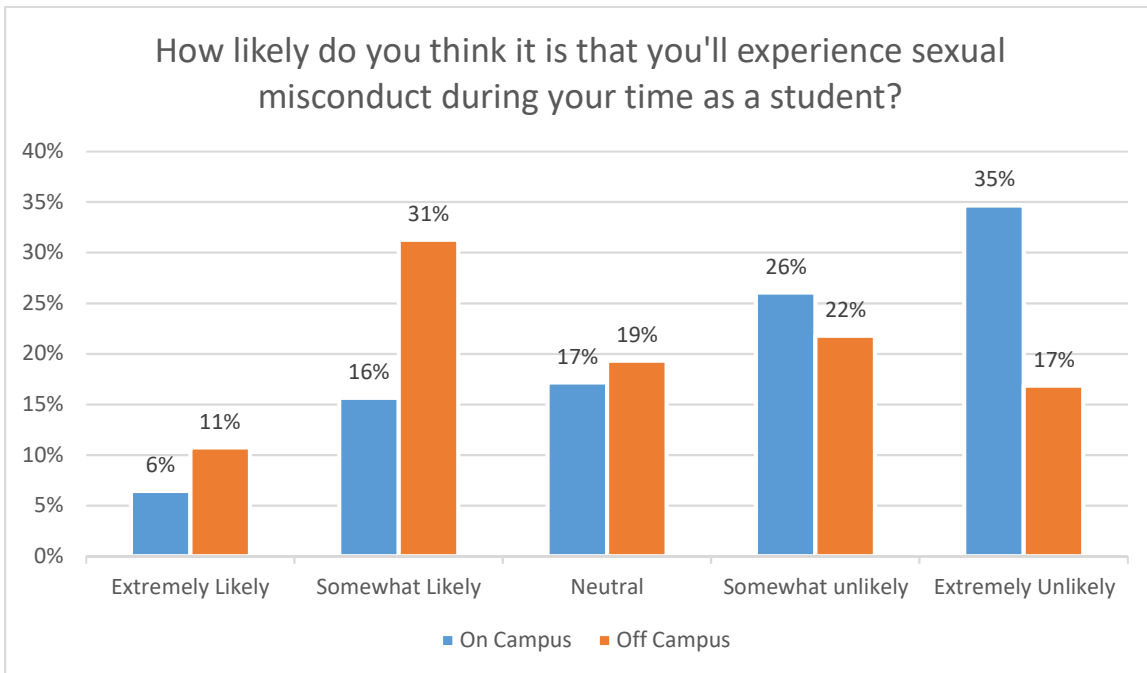
- St. John Fisher College has memorandums of understanding with RESTORE Sexual Assault Services and Willow Domestic Violence Center, both local victim support agencies located in Rochester. These off-campus resources are confidential.
- Respondents report great comfort using on-campus resources than off-campus resources.
- Students know less about off-campus resources than on-campus resources.





Perceptions of Risk

- Students think that they are less likely to experience misconduct on campus than off-campus.
- 33% of respondent disagree or strongly disagree that sexual misconduct is a problem at St. John Fisher College, compared with 28% of respondents that agree or strongly agree that it is a problem and 39% that neither agree nor disagree.



Prevalence of Prohibited Conduct

- *The most prevalent conduct is offensive or insulting jokes, stories, remarks directly to a person or about a person’s body, appearance, or sexual activities.*
- *The least prevalent forms of conduct are the use of force for non-consensual sexual intercourse, and the threat of force for non-consensual sexual contact and sexual intercourse.*
- *Intimate Partner Violence (Dating or Domestic Violence) more often consists of controlling behavior and emotional manipulation than physical violence, though physical violence does happen and is never minimized or dismissed.*

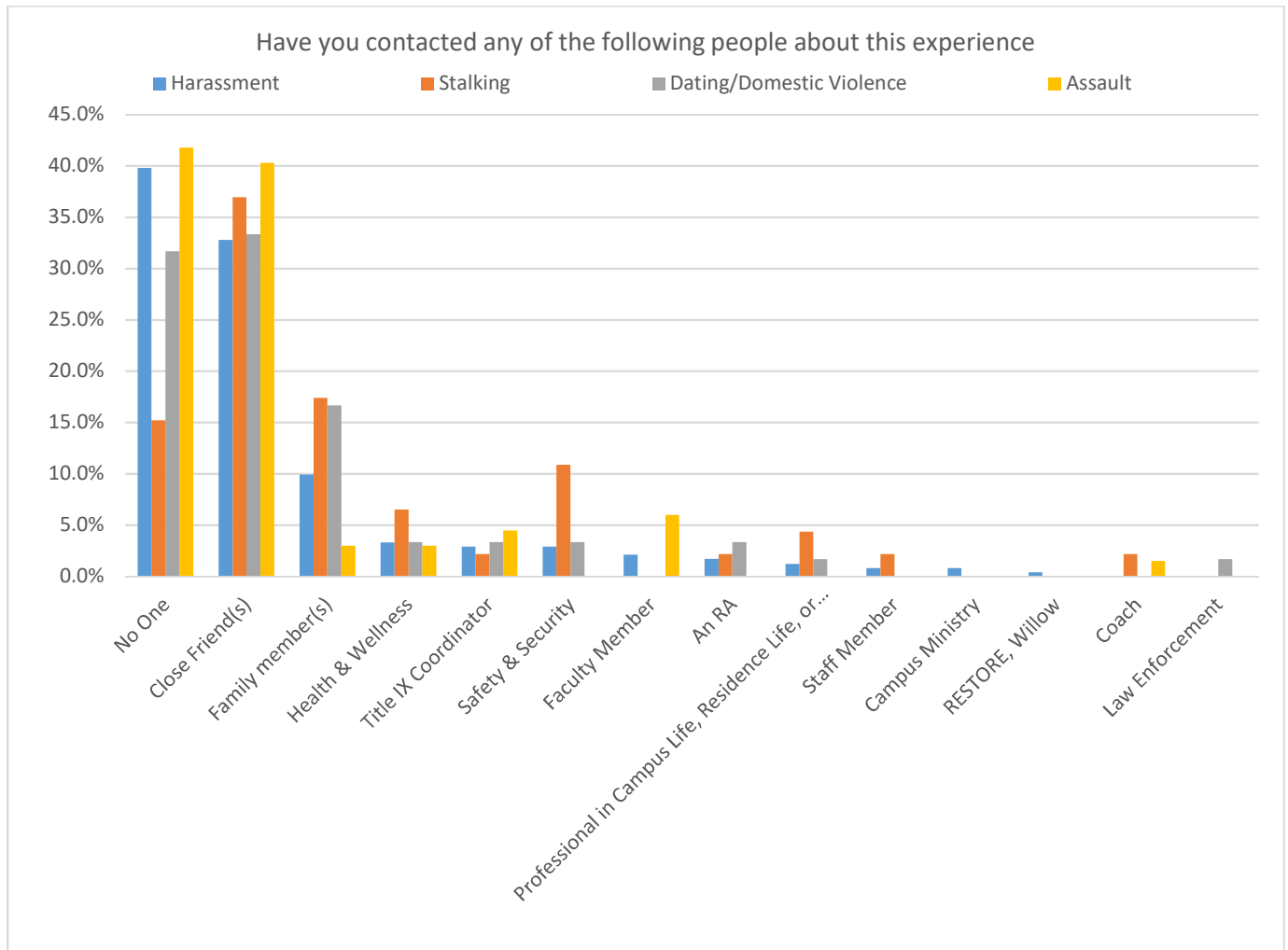
	Yes, Experienced	Never Experienced	Total
Sexual Harassment/Hostile Environment			
Sexual remarks, jokes, or stories that were insulting or offensive	45%	55%	323
Inappropriate or offensive comments about your or someone else’s body, appearance, or sexual activities	57%	43%	323
Someone said crude or gross sexual things to your or tried to get you to talk about sexual matters when you didn’t want to	27%	73%	323
Continued to ask you out, get dinner, have drinks, have sex, even though you said “no”	23%	77%	323
Emailed, texted, tweeted, phoned, or messaged via social media offensive sexual remarks, jokes, stories, pictures, or videos to you that you didn’t want	22%	78%	322
Stalking			
Someone made unwanted phone calls, sent emails, voice, text, or instant messages, or posted messages, pictures, videos on social networking sites that made you afraid for your personal safety	10%	90%	297
Someone showed up somewhere or waited for you when you did not want them to in a way that made you afraid for your personal safety	10%	90%	297
Dating/Domestic Violence			
A partner controlled or tried to control you (e.g.) kept your from going to class or pursuing your educational goals, not allow you to see or talk to friends or family, made decisions for	15%	85%	225

you about where to go or what to eat, threatened to “out” you to others)			
A partner threatened to physically harm you, someone you love, or themselves	8%	92%	225
A partner used any kind of physical force against your (e.g. bent fingers, choked, slapped, punched, kicked, hit you with something other than a fist, attacked with a weapon)	5%	95%	225
Sexual Assault			
[Force/Intimidation] Use of physical force or threats of physical force for non-consensual sexual <i>intercourse</i>	3%	97%	293
[Force/Intimidation] Use of physical force or threats of physical force for non-consensual sexual <i>contact</i>	11%	89%	293
[Incapacitation] Non-consensual sexual <i>intercourse</i> : unable to consent or stop what was happening because you were passed out, asleep, or incapacitated due to alcohol or drug use	6%	94%	292
[Incapacitation] Non-consensual sexual <i>contact</i> : unable to consent or stop what was happening because you were passed out, asleep, or incapacitated due to alcohol or drug use	10%	90%	292
[Coercion] Non-consensual sexual <i>intercourse</i> : threatening non-physical harm or promising rewards such that you felt you must comply	1%	99%	290
[Coercion] Non-consensual sexual <i>contact</i> : threatening non-physical harm or promising rewards such that you felt you must comply	1%	99%	290
Non-consensual sexual <i>intercourse</i> without your active, ongoing voluntary agreement (e.g. someone initiating sex despite your refusal, ignoring your cues to stop or slow down)	11%	89%	290
Non-consensual sexual <i>contact</i> without your active, ongoing voluntary agreement	13%	87%	289

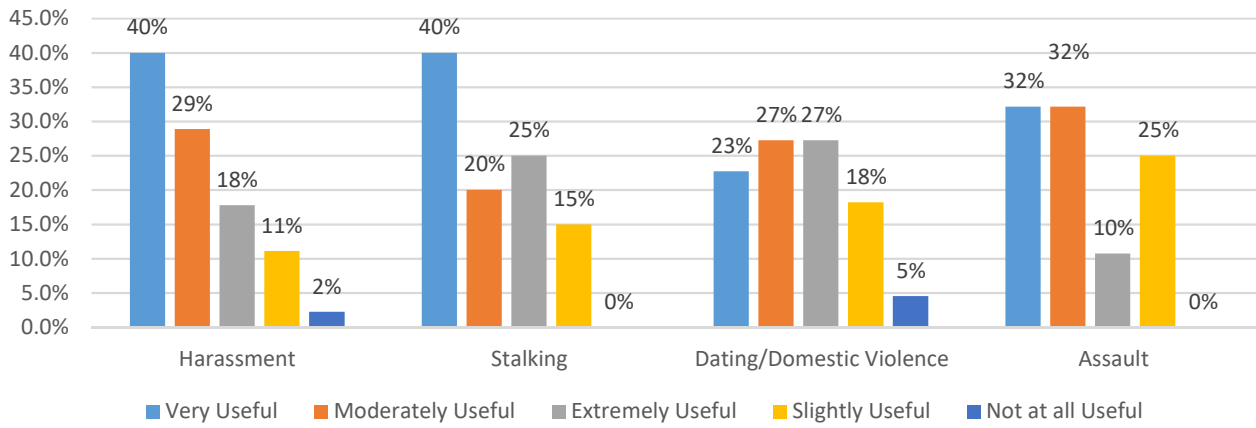


Disclosures and Reporting of Prohibited Conduct

- Despite reporting that they are most comfortable with on-campus resources, when an incident does take place, students are most likely to not tell anyone or to tell a close friend or a family member.
- When students do not tell anyone, it is most often because they do not think the conduct is serious enough or that nothing will be done about it.



You indicated you shared this experience with someone or an office. Thinking about the most recent time, how useful were they?





If you did not tell anyone about your experience, what is/are the reason(s)
(select all that apply)

