








## Common Banner Toolbar Functions

The following are standard icons that are delivered on the Banner toolbar. These icons provide shortcuts to different navigation options.



The functions of the most commonly used icons for Banner Finance are explained below.

Save		The Save function saves all of the changes that were entered.
Rollback		The function of the Rollback button depends on where it is used.
	Application Form	Clears all information and returns you to the first enterable field. (It does not clear key information.)
	Validation Form	Returns you to the first enterable field on the form.
	Query Form	Returns you to the first enterable field on the “calling” form.
Select		The Select function returns to the calling form and enters the selected value in the field.
Previous Block		The Previous Block function moves the cursor to the previous area that has at least one field in which to enter or query data. (It will not move back to the calling form. Use the Rollback function to return to the calling form.)
Next Block		The Next Block function moves the cursor to the next area that has at least one field in which to enter or query data.
Print		The Print function prints the current window and shows the date and time of the print in the title bar.
Exit		The function of the Exit button depends on where it is used.
	Form or window	Exits from a particular form or window.
	Query mode	Cancels the query and takes the form out of query mode.
	Main menu	Exits from Banner; requires confirmation.